

► AXI - Axial Pressurization Fan

Axial Pressurization Fans are used in staircases, elevator shafts and other needs for pressurization. It can be used in high volume-low pressure systems.



MOTOR INSULATION CLASS	F CLASS
MOTOR PROTECTION CLASS	IP 55
MOTOR EFFICIENCY CLASS	IE3
MOTOR ENCLOSURE TYPE	TEFC
MOTOR BRAND	GAMAK-VOLT-WAT
BODY MATERIAL	GALVANIZED SHEET METAL
BODY COATING	NONE
IMPELLER MATERIAL	ALUMINIUM
DUTY CYCLE	IEC Duty Cycle-S1
WORKING TEMPERATURE	-20 - +50 °C
STANDARDS	IEC-60335-2-80, ISO 1940-1



MODEL	VOLTAGE (V)	FREQUENCY (Hz)	POWER (kW)	REVOLUTION (rpm)	FLOW RATE (m³/h)	NOISE LEVEL (dB(A))
AXI 400-5-25	380	50	0,37	1450	2.895	66
AXI 450-5-25	380	50	0,55	1456	4.180	69
AXI 500-5-25	380	50	0,55	1453	5.845	72
AXI 560-5-25	380	50	0,75	1466	8.150	75
AXI 630-5-30	380	50	1,10	1465	13.480	80
AXI 710-5-30	380	50	1,50	1472	19.210	83
AXI 800-5-30	380	50	2,20	1459	25.560	85
AXI 800-5-35	380	50	3,00	1463	30.940	89
AXI 900-5-35	380	50	4,00	1471	39.250	90
AXI 900-5-40	380	50	5,50	1472	44.635	93
AXI 1000-5-40	380	50	7,50	1478	54.570	94
AXI 900-8-40	380	50	11,00	1454	46.200	94
AXI 1000-8-40	380	50	15,00	1456	62.250	97
AXI 1000-8-45	380	50	18,50	1458	69.070	99
AXI 1120-8-40	380	50	22,00	1471	86.620	100
AXI 1120-8-45	380	50	30,00	1474	95.270	102

Values are for 0 Pa.

OPTIONS



GRILL

SUPPORT FEET

FLANGE

CONNECTOR

RUBBER PAD

SPRING

PANEL

OTHER OPTIONS



Electro-static Powder Coating With Any RAL Color



Aluminium or Plastic Blades



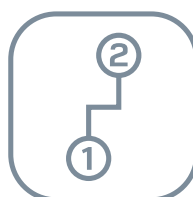
Custom Production For Any Flowrate and Pressure



System Automation

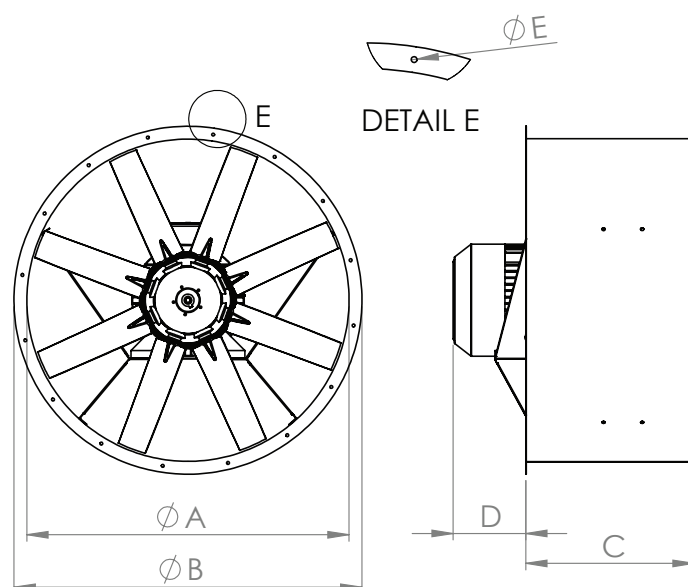


5, 8, 12 and 16 Blades Options



Two Speed Motor Option

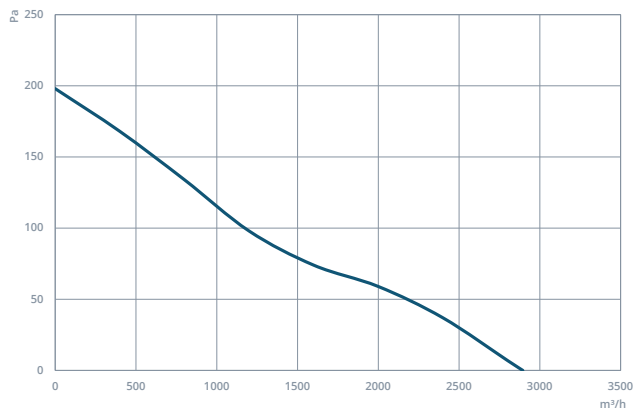
DRAWING



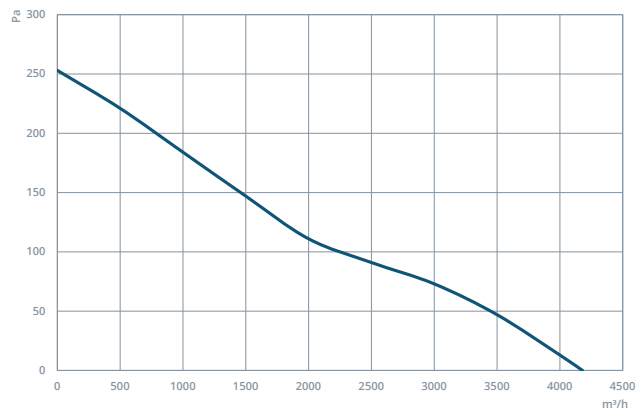
MODEL	A (mm)	B (mm)	C (mm)	D (mm)	E (mm)	N (Number of Holes)
AXI 400-5-25	400	480	320	30	11	8
AXI 450-5-25	450	530	320	50	11	8
AXI 500-5-25	500	580	320	70	11	8
AXI 560-5-25	560	640	320	60	11	12
AXI 630-5-30	630	710	420	45	11	12
AXI 710-5-30	710	790	420	25	11	12
AXI 800-5-30	800	880	420	50	11	16
AXI 800-5-35	800	880	420	50	11	16
AXI 900-5-35	900	980	520	0	11	16
AXI 900-5-40	900	980	520	35	11	16
AXI 1000-5-40	1000	1080	520	150	11	16
AXI 900-8-40	900	980	520	75	11	16
AXI 1000-8-40	1000	1080	520	180	11	16
AXI 1000-8-45	1000	1080	520	250	11	16
AXI 1120-8-40	1120	1200	520	250	11	16
AXI 1120-8-45	1120	1200	520	300	11	16

PERFORMANCE CURVES

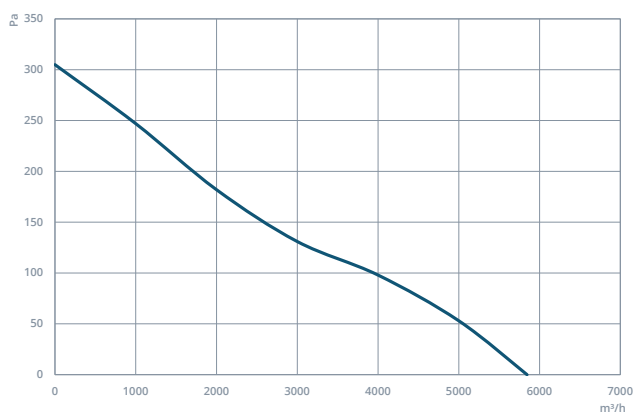
AXI 400-5-25



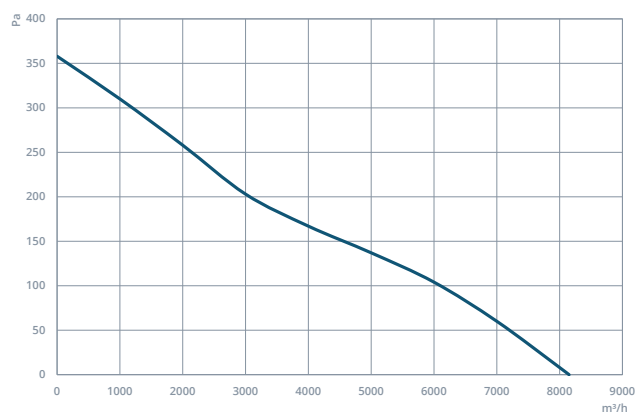
AXI 450-5-25



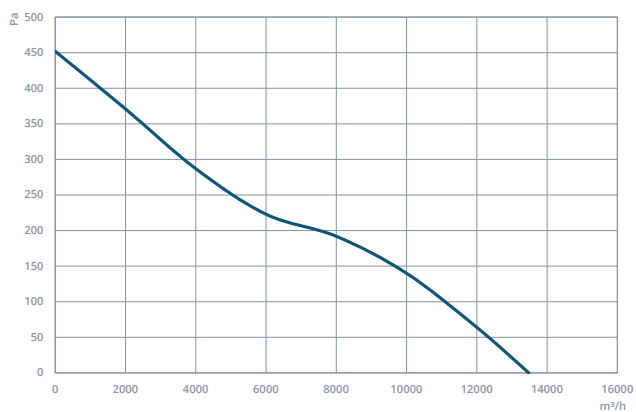
AXI 500-5-25



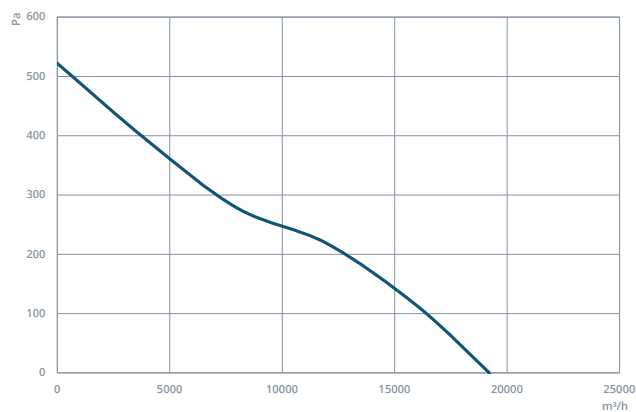
AXI 560-5-25



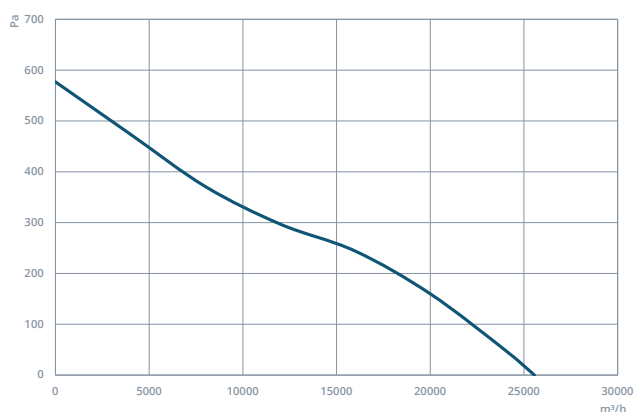
AXI 630-5-30



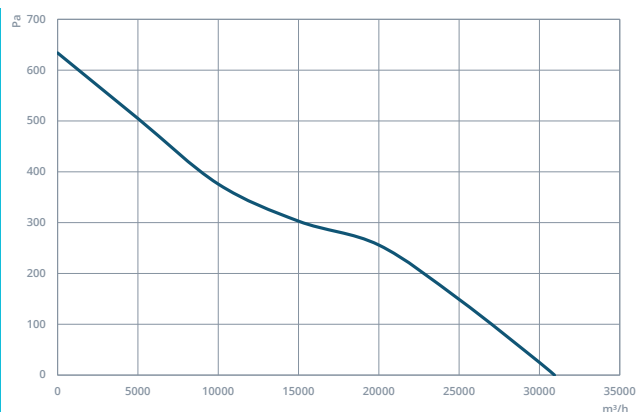
AXI 710-5-30



AXI 800-5-30

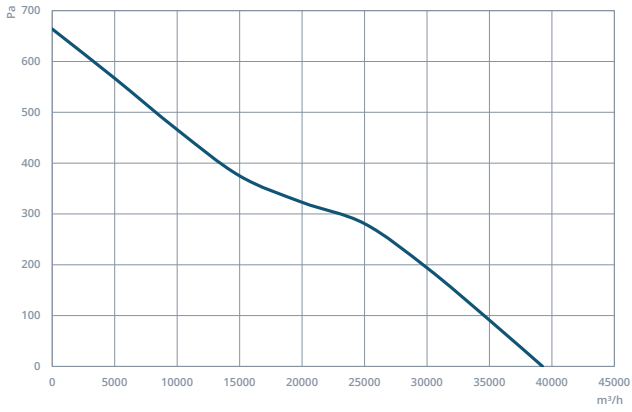


AXI 800-5-35

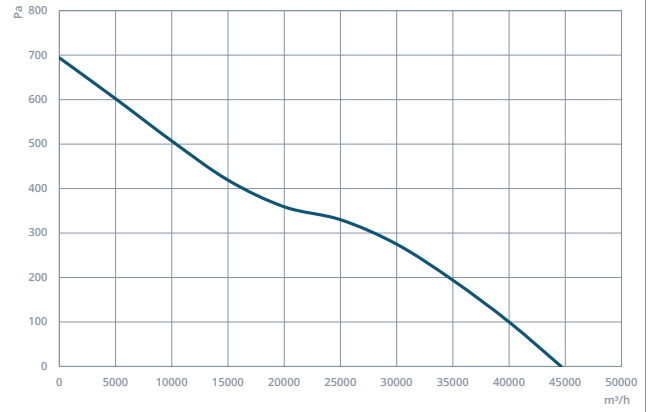


PERFORMANCE CURVES

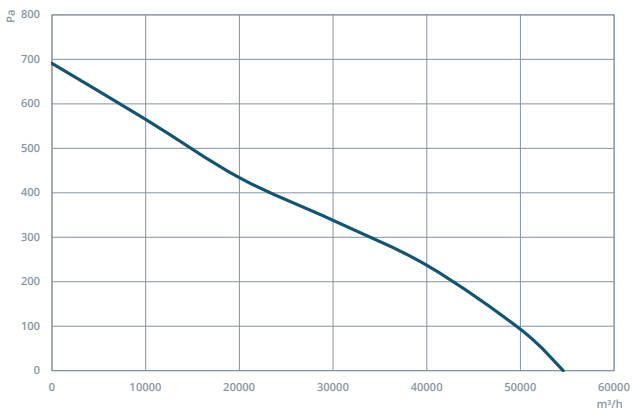
AXI 900-5-35



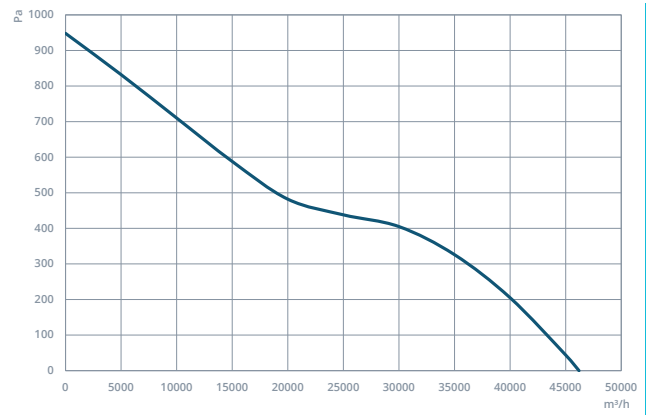
AXI 900-5-40



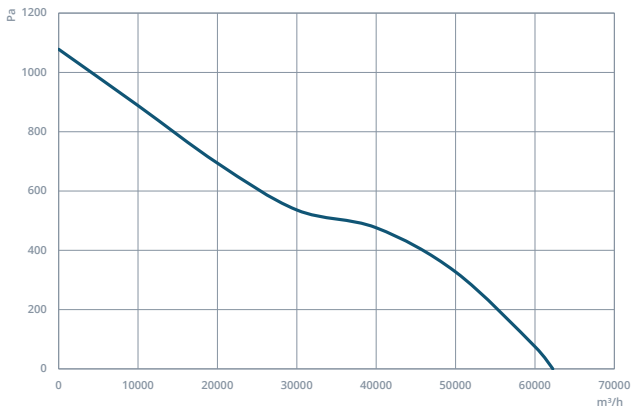
AXI 1000-5-40



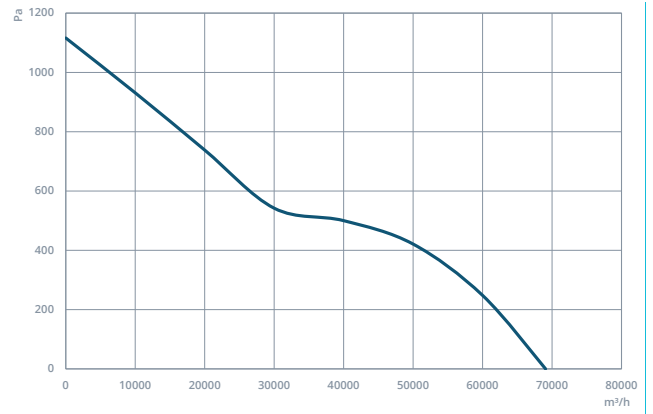
AXI 900-8-40



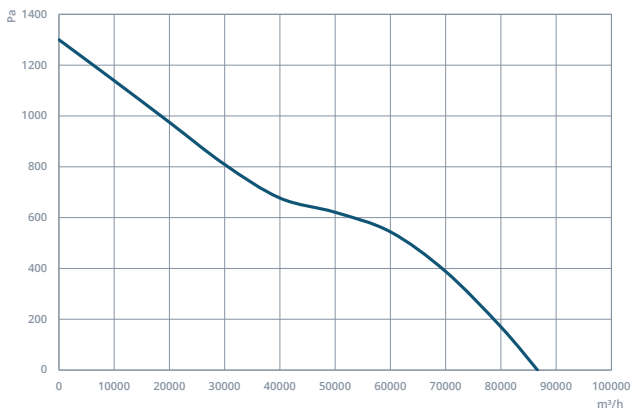
AXI 1000-8-40



AXI 1000-8-45



AXI 1120-8-40



AXI 1120-8-45

